

DIAPHRAGM PUMPS

MOTOR DRIVEN



DUPLEX II SERIES PUMPS | FOR INTERNATIONAL & US MARKETS

The Duplex II series of pumps incorporate the best technology and features developed by ITT Flojet. Everything from the back flow preventer, check valves, bearings and diaphragm assembly to the motor, have been designed to make this truly the most advanced and reliable diaphragm pump available. Higher efficiency of the pump is evident in the longer life of the motor pump unit. The new diaphragm design combined with the new valves, makes the pump capable of pulling higher dry vacuum. Duplex II is available in various performance ranges, voltages and with a choice of elastomers, making it easily adaptable to a diverse range of applications.

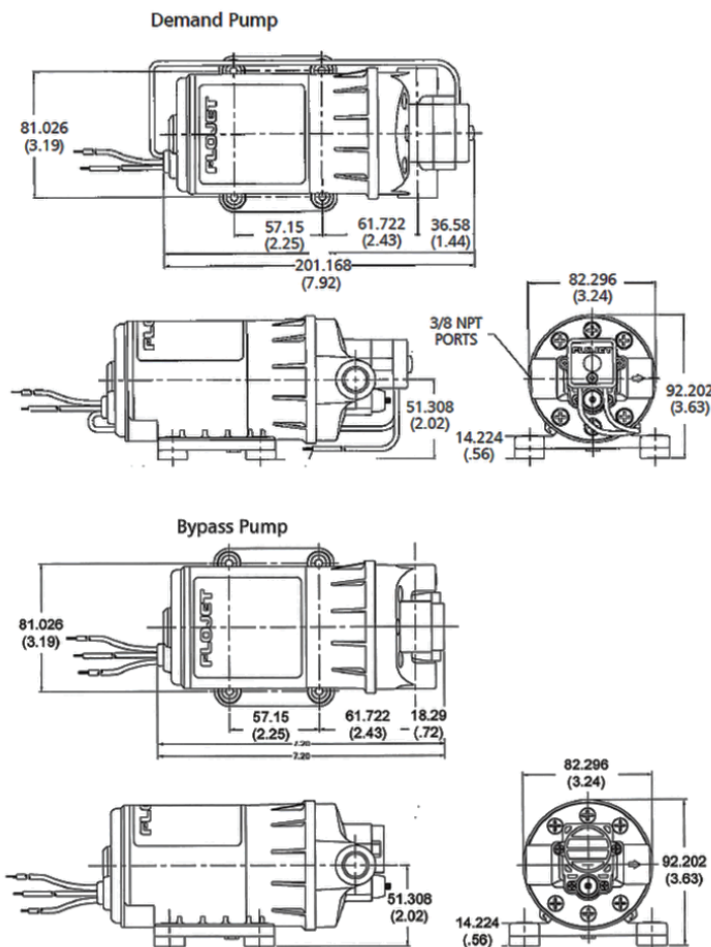


FEATURES

- Self-priming up to 2.4 m (8 feet)
- Can run dry without damage
- Chemically resistant materials
- Internal bypass standard
- Built-in back flow preventer
- Heavy duty ball bearing drive system
- UL, CSA and CE models available

DIMENSIONAL DRAWING

UNLESS OTHERWISE STATED DIMENSIONS IN [] ARE IN MM.



SPECIFICATIONS

Pump	Positive Displacement two piston design
Flow Rate	8.32 L / min (2.2 GPM) for high pressure models, 6.05 L / min (1.6 GPM) for medium and low pressure models
Pressures	Up to 6.89 bar (100 PSI)
Ports	3/8" NPT female
Motor	Permanent Magnet with solid state rectifier
Voltages	12 & 24 V DC, 115 & 230 V AC
Cycle	50/60 hertz for AC models
Dry Vacuum	2.4 M (Up to 8 feet)
Pressure Switch Setting	2.1, 4.1, 6.9 BAR
Wetted Parts	Polypropylene, Viton®, Buna or EPDM
Net weight	2.28 kgs (4 to 5 lbs)
Maximum Operating Pressure	6.9 bar (100 psi)

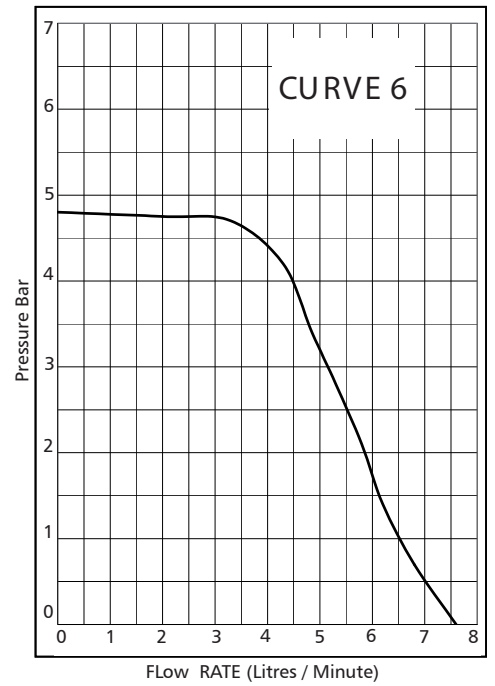
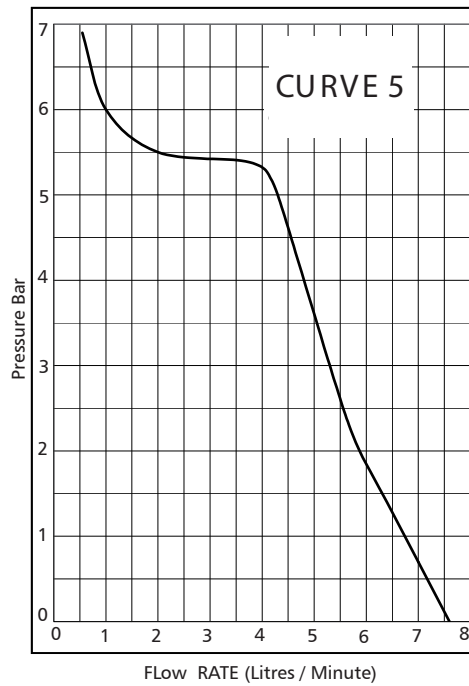
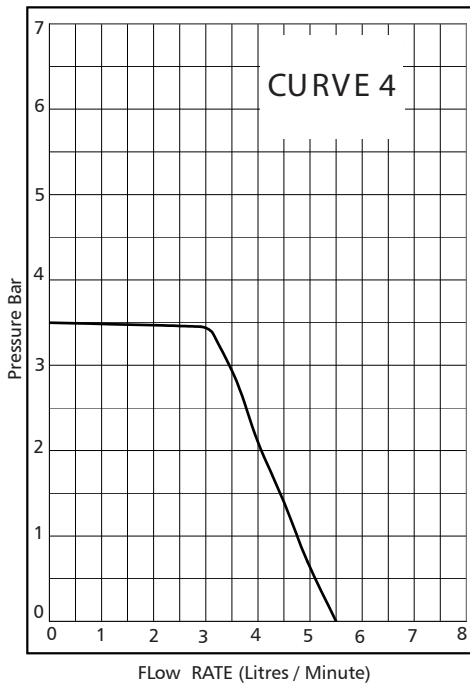
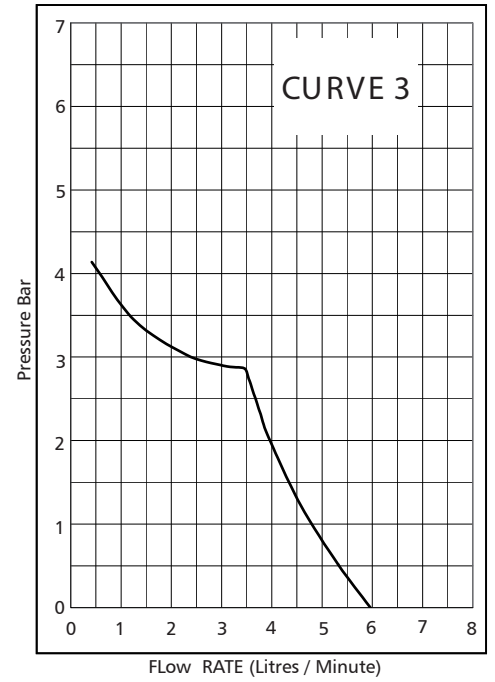
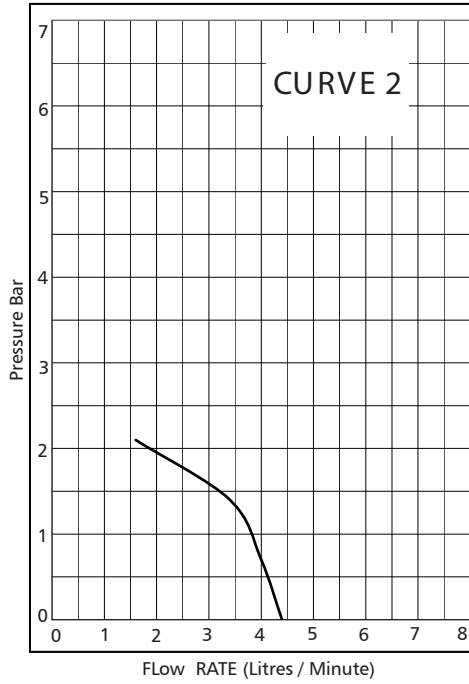
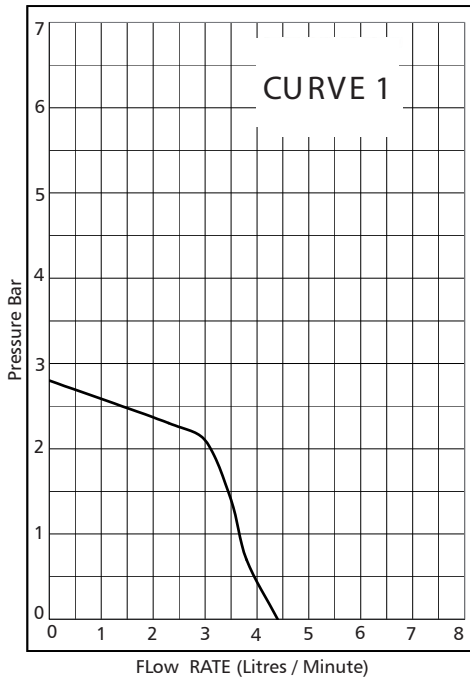
Hi-Pressure INST. SHEET # 81000-339
 Low-Pressure INST. SHEET # 81000-338

DIAPHRAGM PUMPS

MOTOR DRIVEN

DUPL EX II SERIES PUMP S | FO R I N TERN ATIO NAL & U S MA RKETS

PERFORMA NCE



* See following pages for specification charts

DIAPHRAGM PUMPS

MOTOR DRIVEN

DUPL EX II SER IES PUM P S | FO R IN TERN ATION AL & U S MA RKETS

MODELS

Mod EL #S	Vo LTAGE	SWITCH BAR (PSI)	BYPASS BAR (PSI)	DIAPHRAGM	CHECK VALVE	oPEN FLOW LPM (GPM)	CURVE #	Co MMENTS
D3121B1211R	12V	No	2.1 (30)	BUNA	BUNA	4.3 (1.1)	1	
D3121H1211R	12V	No	2.1 (30)	Santoprene	EPDM	4.3 (1.1)	1	
D3121V1211R	12V	No	2.1 (30)	Viton	Viton	4.3 (1.1)	1	
D3121B3011R	12V	2.1 (30)	No	BUNA	BUNA	4.3 (1.1)	2	
D3121H3011R	12V	2.1 (30)	No	Santoprene	EPDM	4.3 (1.1)	2	
D3121V3011R	12V	2.1 (30)	No	Viton	Viton	4.3 (1.1)	2	
D3131B1311R	12V	No	3.4 (50)	BUNA	BUNA	6.1 (1.6)	4	
D3131H1311R	12V	No	3.4 (50)	Santoprene	EPDM	6.1 (1.6)	4	
D3131V1311R	12V	No	3.4 (50)	Viton	Viton	6.1 (1.6)	4	
D3131B5011R	12V	4.1 (60)	Yes	BUNA	BUNA	6.1 (1.6)	3	
D3131H5011R	12V	4.1 (60)	Yes	Santoprene	EPDM	6.1 (1.6)	3	
D3131V5011R	12V	4.1 (60)	Yes	Viton	Viton	6.1 (1.6)	3	
D3135B1411R	12V	No	4.8 (70)	BUNA	BUNA	7.6 (2.0)	6	
D3135H1411R	12V	No	4.8 (70)	Santoprene	EPDM	7.6 (2.0)	6	
D3135V1411R	12V	No	4.8 (70)	Viton	Viton	7.6 (2.0)	6	
D3135B7011R	12V	6.9 (100)	Yes	BUNA	BUNA	7.6 (2.0)	5	
D3135H7011R	12V	6.9 (100)	Yes	Santoprene	EPDM	7.6 (2.0)	5	
D3231B1311R	24V	No	3.4 (50)	BUNA	BUNA	6.1 (1.6)	4	
D3231H1311R	24V	No	3.4 (50)	Santoprene	EPDM	6.1 (1.6)	4	
D3231V1311R	24V	No	3.4 (50)	Viton	Viton	6.1 (1.6)	4	
D3231B5011R	24V	4.1 (60)	Yes	BUNA	BUNA	6.1 (1.6)	3	
D3231H5011R	24V	4.1 (60)	Yes	Santoprene	EPDM	6.1 (1.6)	3	
D3231V5011R	24V	4.1 (60)	Yes	Viton	Viton	6.1 (1.6)	3	
D3235B1411R	24V	No	4.8 (70)	BUNA	BUNA	7.6 (2.0)	6	
D3235H1411R	24V	No	4.8 (70)	Santoprene	EPDM	7.6 (2.0)	6	
D3235B7011R	24V	6.9 (100)	Yes	BUNA	BUNA	7.6 (2.0)	5	
D3235H7011R	24V	6.9 (100)	Yes	Santoprene	EPDM	7.6 (2.0)	5	
D3631B1311R	115VAC	No	3.4 (50)	BUNA	BUNA	6.1 (1.6)	4	
D3631H1311R	115VAC	No	3.4 (50)	Santoprene	EPDM	6.1 (1.6)	4	
D3631V1311R	115VAC	No	3.4 (50)	Viton	Viton	6.1 (1.6)	4	
d3732B1311RL	230VAC	No	3.4 (50)	BUNA	BUNA	6.1 (1.6)	4	In-line RFI Suppression
d3732H1311RL	230VAC	No	3.4 (50)	Santoprene	EPDM	6.1 (1.6)	4	In-line RFI Suppression
d3732V1311RL	230VAC	No	3.4 (50)	Viton	Viton	6.1 (1.6)	4	In-line RFI Suppression
d3732B5011RL	230VAC	4.1 (60)	Yes	BUNA	BUNA	6.1 (1.6)	3	In-line RFI Suppression
d3732H5011RL	230VAC	4.1 (60)	Yes	Santoprene	EPDM	6.1 (1.6)	3	In-line RFI Suppression
d3732V5011RL	230VAC	4.1 (60)	Yes	Viton	Viton	6.1 (1.6)	3	In-line RFI Suppression
d3735B1411RL	230VAC	No	4.8 (70)	BUNA	BUNA	7.6 (2.0)	6	In-line RFI Suppression
d3735H1411RL	230VAC	No	4.8 (70)	Santoprene	EPDM	7.6 (2.0)	6	In-line RFI Suppression
d3735V1411RL	230VAC	No	4.8 (70)	Viton	Viton	7.6 (2.0)	6	In-line RFI Suppression
d3735B7011RL	230VAC	6.9 (100)	Yes	BUNA	BUNA	7.6 (2.0)	5	In-line RFI Suppression
d3735H7011RL	230VAC	6.9 (100)	Yes	Santoprene	EPDM	7.6 (2.0)	5	In-line RFI Suppression
D37X006R	230VAC	4.1 (60)	Yes	Santoprene	EPDM	1.4 (5.3)	5	Induction motor-continuously rated.