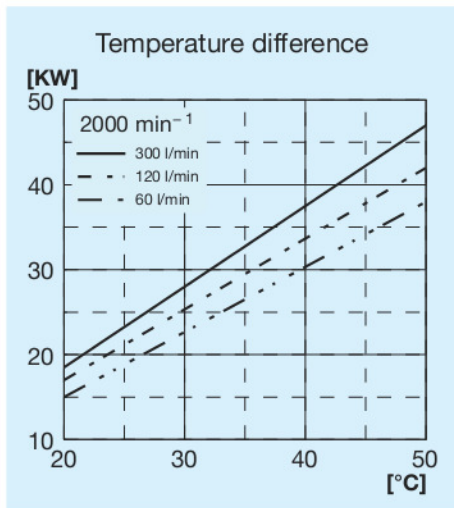
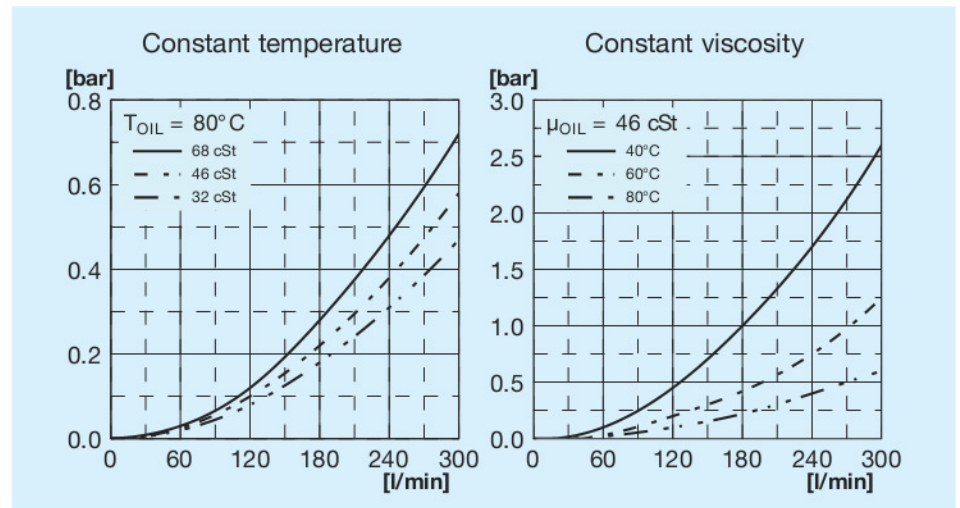


Code	Description	Ø Fan mm	Motor displace- ment cm ³ /h	L Max mm	H mm	Weight Kg	Capacity l
FR634140013	A75 IA HYDR.MOT. GR2	500	11	365	638	27	14

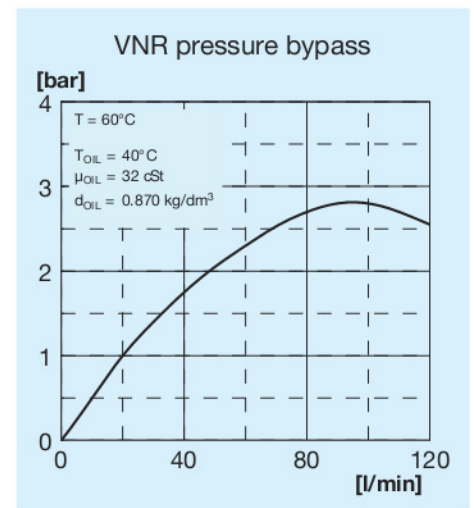
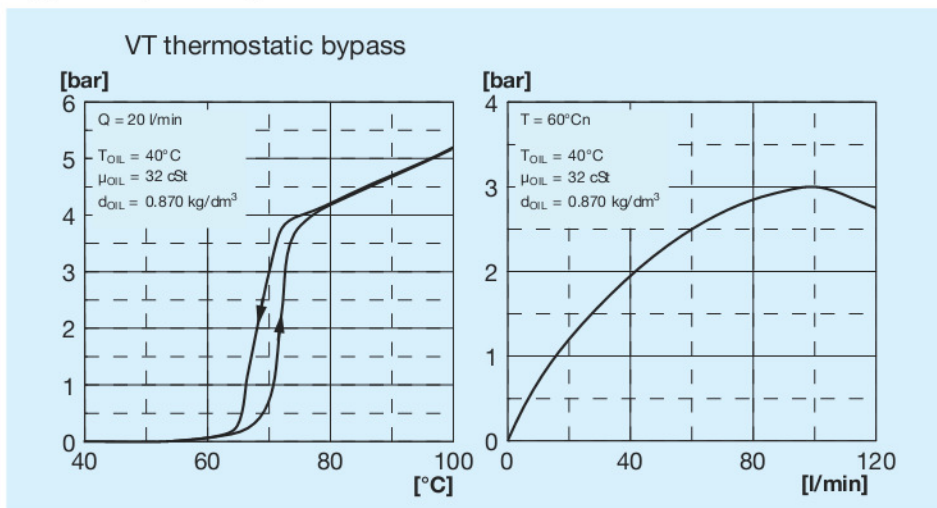
Heat exchange (thermal) capacity



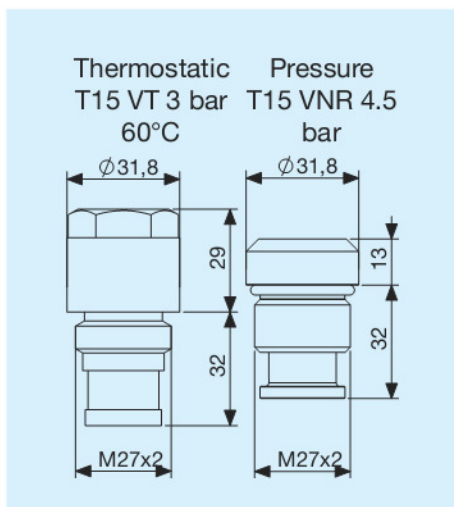
Radiator passage pressure drop



Bypass passage load loss



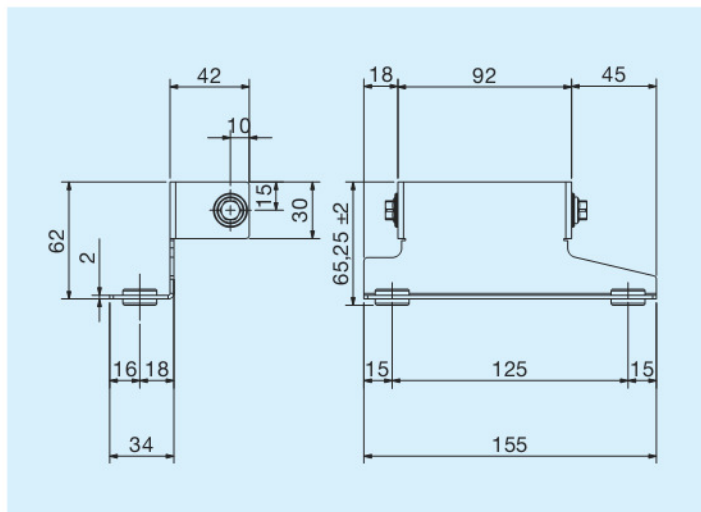
Bypass valves



Legend

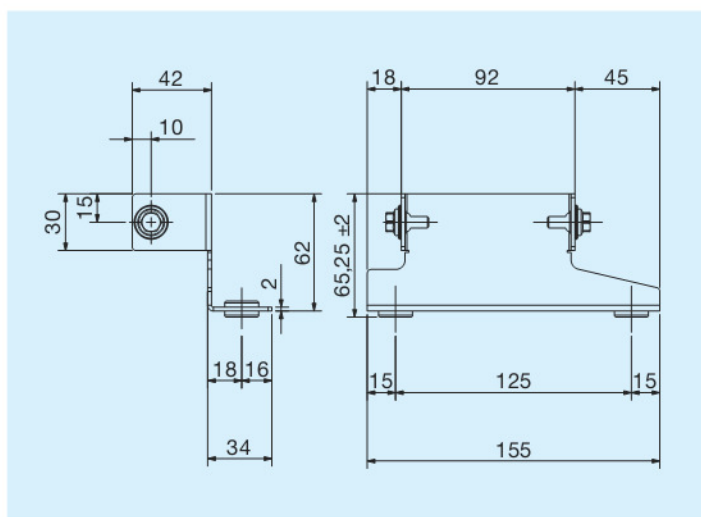
A75	Exchanger type
IA	Hydraulic aspirating
IS	Hydraulic blowing
SETT.	With motor mounting
HYD. MOT.	With integrated motor mounting
GR1	Group 1
GR2	Group 2
T15 VT	Thermostatic bypass valve 3 bar 60°C
T15 VNR	Pressure bypass valve at 4.5 bar

Left supporting foot



Code

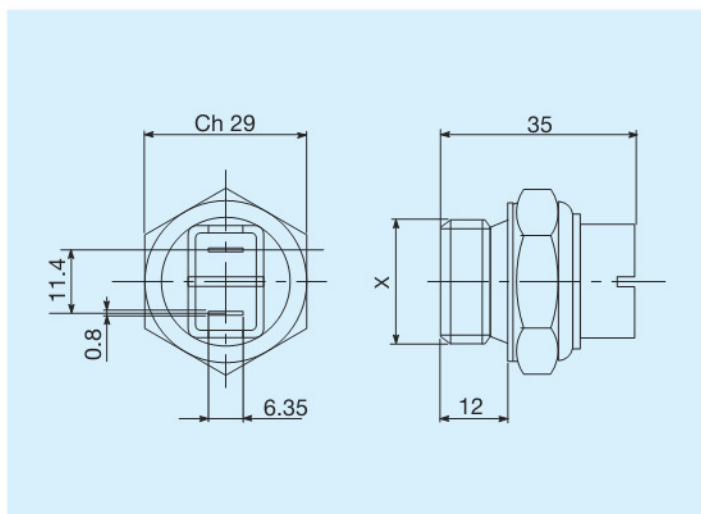
Left supporting foot FR290000009R



Code

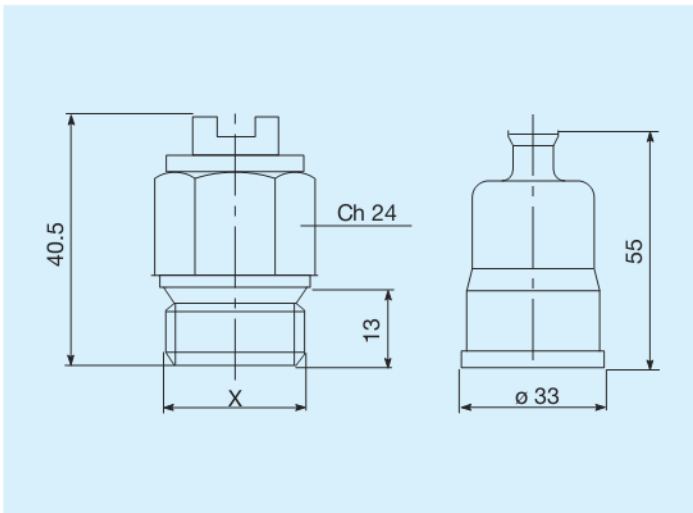
Right supporting foot FR290000010R

Thermostats



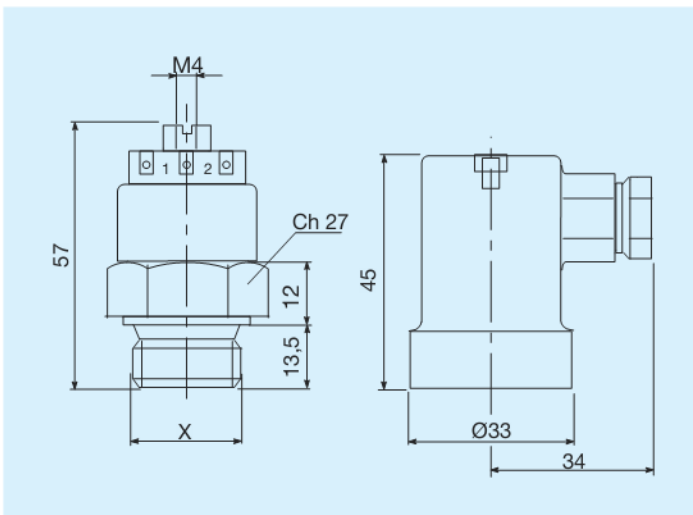
Trigger temperature C°	Threading	Code
45 - 35	M22x1.5	FR361104535R
60 - 50	M22x1.5	FR361106050R
80 - 70	M22x1.5	FR361108070R
82 - 68	M22x1.5	FR361108268R
85 - 76	M22x1.5	FR361108576R

IP54 protected thermal switch



Trigger temperature C°	Threading	Code
45 - 35	M22x1.5	FR361 124535R
50 - 40	M22x1.5	FR361 125040R
60 - 50	M22x1.5	FR361 126050R
70 - 60	M22x1.5	FR361 127060R
80 - 70	M22x1.5	FR361 128070R

IP65 protected thermal switch



Trigger temperature C°	Threading	Code
45 - 35	M22x1.5	FR361 154535R
47 - 36	M22x1.5	FR361 155040R
60 - 50	M22x1.5	FR361 156050R
80 - 70	M22x1.5	FR361 158070R